

### Cara Insert Update Delete file PDF dengan VB.Net

1. Membuat database
2. Membuat tabel
3. Membuat project
4. Membuat module koneksi

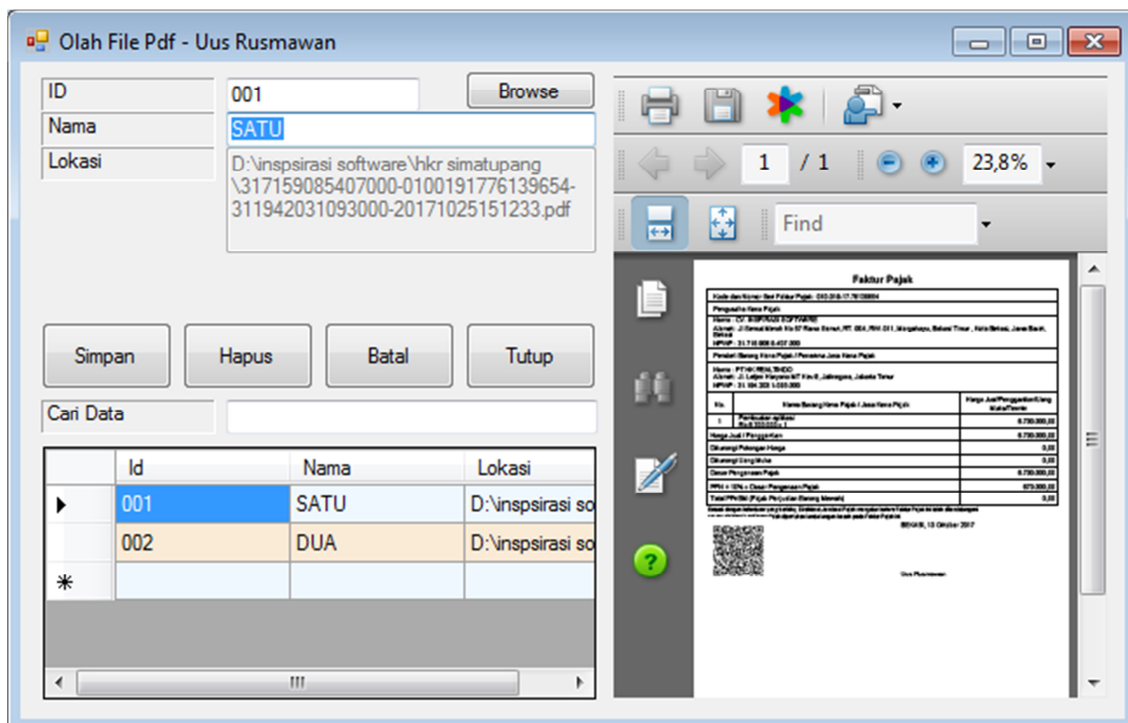
```
Imports System.Data.SqlClient
```

```
Module Module1
```


```
Public conn As SqlConnection  
Public da As SqlDataAdapter  
Public ds As DataSet  
Public cmd As SqlCommand  
Public dr As SqlDataReader
```

```
Public Sub Koneksi()  
    conn = New SqlConnection("data source =  
    .\sqlexpress;initial catalog=mydb;integrated security=true")  
    conn.Open()  
End Sub  
End Module
```

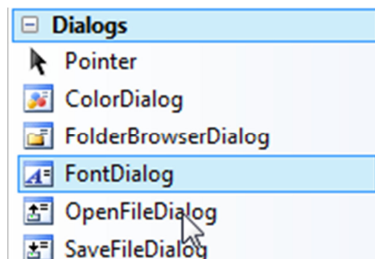
5. Membuat form



6. Tambahkan komponen adobe pdf reader



7. Tambahkan komponen openfiledialog



Coding :

```
Imports System.Data.SqlClient
```

```
Public Class OlahPdf
```

```
Sub Kosongkan()  
On Error Resume Next  
TextBox1.Clear()  
TextBox2.Clear()  
TextBox3.Clear()  
TextBox5.Clear()  
TextBox1.Focus()  
PDF.src = (TextBox3.Text)  
End Sub
```

```
Sub databaru()  
On Error Resume Next  
TextBox2.Clear()  
TextBox3.Clear()  
TextBox5.Clear()  
TextBox2.Focus()  
PDF.src = (TextBox3.Text)
```

```
End Sub

Sub Ketemu()
    On Error Resume Next
    TextBox2.Text = dr(1)
    TextBox3.Text = dr(2)
    TextBox2.Focus()
    PDF.src = (TextBox3.Text)
End Sub

Sub Carikode()
    Call Koneksi()
    cmd = New SqlCommand("select * from TBLPDF where id='"
& TextBox1.Text & "'", conn)
    dr = cmd.ExecuteReader
    dr.Read()
End Sub

Sub Tampilgrid()
    Call Koneksi()
    da = New SqlDataAdapter("select * from TBLPDF", conn)
    ds = New DataSet
    da.Fill(ds)
    DGV.DataSource = ds.Tables(0)
    DGV.ReadOnly = True

    DGV.RowsDefaultCellStyle.BackColor = Color.AliceBlue
    DGV.AlternatingRowsDefaultCellStyle.BackColor =
Color.AntiqueWhite
End Sub

Sub awal()
    Call Kosongkan()
    Call Tampilgrid()
End Sub

Private Sub user_Load(ByVal sender As System.Object, ByVal
e As System.EventArgs) Handles MyBase.Load
    Me.CenterToScreen()
    Call awal()
End Sub

Private Sub TextBox1_KeyDown(ByVal sender As Object, ByVal
e As System.Windows.Forms.KeyEventArgs) Handles
TextBox1.KeyDown
    TextBox1.MaxLength = 3 'batas max digit
    If e.KeyCode = Keys.Enter Then
        Call Carikode()
    End If
End Sub
```

```
        If dr.HasRows Then
            Call Ketemu()
        Else
            Call databaru()
        End If
    End If
End Sub

Private Sub Button1_Click(ByVal sender As System.Object,
ByVal e As System.EventArgs) Handles Button1.Click
    If TextBox1.Text = "" Or TextBox2.Text = "" Or
TextBox3.Text = "" Then
        MsgBox("data belum lengkap")
        Exit Sub
    End If

    Try
        Call Carikode()
        If Not dr.HasRows Then
            Call Koneksi()
            Dim simpan As String = "insert into TBLPDF
values ('" & TextBox1.Text & "','" & TextBox2.Text & "','" &
TextBox3.Text & "')"
            cmd = New SqlCommand(simpan, conn)
            cmd.ExecuteNonQuery()
        Else
            Call Koneksi()
            Dim edit As String = "update TBLPDF set
Nama='" & TextBox2.Text & "','lokasi='" & TextBox3.Text & "'
where id='" & TextBox1.Text & "'"
            cmd = New SqlCommand(edit, conn)
            cmd.ExecuteNonQuery()
        End If
        Call awal()
    Catch ex As Exception
        MsgBox(ex.Message)
    End Try
End Sub

Private Sub Button2_Click(ByVal sender As System.Object,
ByVal e As System.EventArgs) Handles Button2.Click
    If MessageBox.Show("yakin akan dihapus...?",
"Perhatian", MessageBoxButtons.YesNo) =
Windows.Forms.DialogResult.Yes Then
        Call Koneksi()
        Dim hapus As String = "delete from TBLPDF where
id='" & TextBox1.Text & "'"
        cmd = New SqlCommand(hapus, conn)
```

```
        cmd.ExecuteNonQuery()
        Call awal()
    Else
        Call Kosongkan()
    End If
End Sub

Private Sub Button3_Click(ByVal sender As System.Object,
ByVal e As System.EventArgs) Handles Button3.Click
    Call Kosongkan()
End Sub

Private Sub Button4_Click(ByVal sender As System.Object,
ByVal e As System.EventArgs) Handles Button4.Click
    Me.Close() ' tutup form
    'End = tutup project
End Sub

Private Sub TextBox5_TextChanged(ByVal sender As
System.Object, ByVal e As System.EventArgs) Handles
TextBox5.TextChanged
    Call Koneksi()
    da = New SqlDataAdapter("select * from TBLPDF where
Nama like '%" & TextBox5.Text & '%" ", conn)
    ds = New DataSet
    da.Fill(ds)
    DGV.DataSource = ds.Tables(0)
    DGV.ReadOnly = True
End Sub

Private Sub DGV_CellMouseClick(ByVal sender As Object,
ByVal e As
System.Windows.Forms.DataGridViewCellEventArgs) Handles
DGV.CellMouseClick
    On Error Resume Next
    TextBox1.Text = DGV.Rows(e.RowIndex).Cells(0).Value
    Call Carikode()
    If dr.HasRows Then
        Call Ketemu()
    End If
End Sub

Private Sub Button5_Click(ByVal sender As System.Object,
ByVal e As System.EventArgs) Handles Button5.Click
    On Error Resume Next
    OpenFileDialog1.ShowDialog()
    TextBox3.Text = OpenFileDialog1.FileName
    PDF.src = (TextBox3.Text)
```

End Sub  
End Class